






WINTER VACATION HOME WORK

CLASS : UKG

NOTE-

1. All the work is to be done in separate 3in 1 copy for holiday homework.
2. Work should be neat and clean.
3. Motivate the child to use polite words such as 'Please, Thank You, Sorry, May I'.
4. Make sure the child brushes his/her teeth twice a day, morning and before going to bed at night.
5. Encourage the child to speak simple sentences beginning with the words I, my, he, she etc
6. Play with the child asking him /her to touch the objects starting with the letter you call.
7. Celebrate HAPPY NEW YEAR on 1ST January, 2023. Mother/Father should help the child in making a beautiful greeting card.

SUBJECT	DETAILS
HINDI	<p>1. चित्र पहचानकर नाम लिखो</p> <p></p> <p></p> <p></p> <p>2. फलो के नाम ,सब्जियों के नाम ,रंगो के नाम (लिखो और याद करो)(दो बार)</p> <p>3. औ और अं की मात्रा वाले शब्द लिखो (दो बार)</p>
ENGLISH	<p>1. Use of This /That 10 Sentences (2 times)</p> <p>2. Use of Her /His 10 Sentences (2 times)</p> <p>3. 5 Transport ,5 Vegetables ,5 Pet animals name. Cut and Paste in Scrap Book (2 times)</p>

	<p>4. Write 5 lines about yourself</p> <p>5. Learn Rhymes (Little Poll Parrot)</p>
MATHS	<p>1. Write the Back Counting (100 -50) 2 times</p> <p>2. Write the Counting (101 to 50) 2 times</p> <p>3. Write the Numbers Name (30 to 50) 2 times</p> <p>4. Draw and Write the 5 Shapes Name 2 times</p> <p>5. Addition :</p> <p style="padding-left: 40px;">3+6</p> <p style="padding-left: 40px;">12 +4</p> <p style="padding-left: 40px;">13 +2</p> <p style="padding-left: 40px;">15 + 3</p> <p style="padding-left: 40px;">19 + 2</p> <p>6. Subtraction :</p> <p style="padding-left: 40px;">6 -3</p> <p style="padding-left: 40px;">7 - 4</p> <p style="padding-left: 40px;">12 -8</p> <p style="padding-left: 40px;">14 - 7</p> <p style="padding-left: 40px;">16 -5</p>
DRAWING	<p>1. Makes a greeting card for title best friends on behalf of (Happy New Year)</p>

